

| Flange Bearing Housings 722500

Flange bearing housings, model 722500 have been developed for a wide range of applications. Depending on the application field they are mounted with self-aligning ball bearings from the 1200, 2200 series or spherical roller bearings from the 22200 series (each with tapered bore). The bearings are fastened to the shaft using adapter sleeves.

| Design

SNR supplies these flange bearing housings in design A with a sealed cover for the shaft ends and in design B with open cover for through shafts. The housings can be ordered as floating bearings and as locating bearings. The locating bearing design is equipped with one or two locating rings. The housing sizes 722505 to 722513 are available as 3-bolt flange housings, sizes 722515 to 722522 as 4-bolt flange housings.

| Sealing Systems And Lubrication

To prevent the bearing against external contamination and to trap escaping grease, a felt ring or double-lip seals are fitted to the cover and in the housing.

Max. shaft misalignment: $\pm 0.5^\circ$

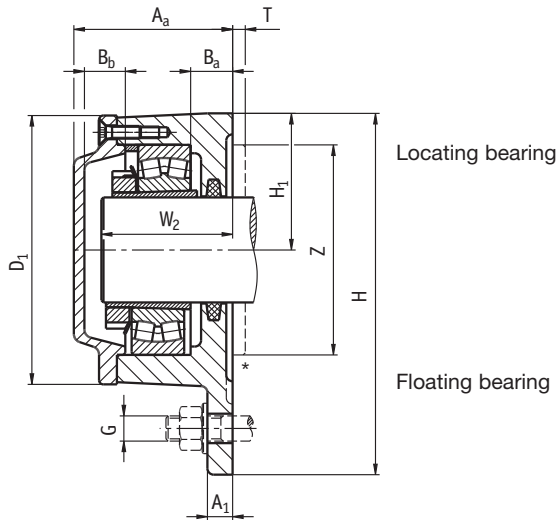
Housings are designed for grease lubrication.

An M10x1 threaded hole is provided for re-lubrication purposes.



Flange Bearing Housings 722500

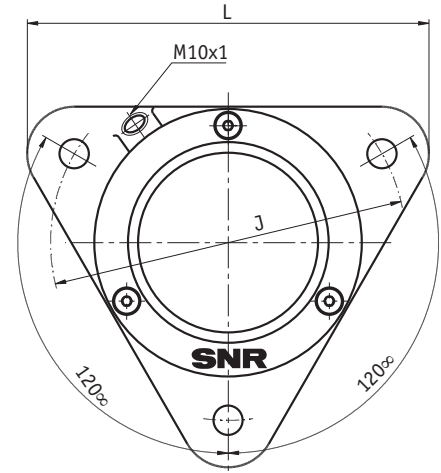
for bearings with adapter sleeve fastening



Locating bearing

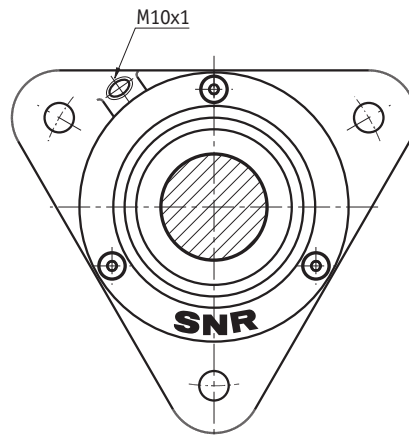
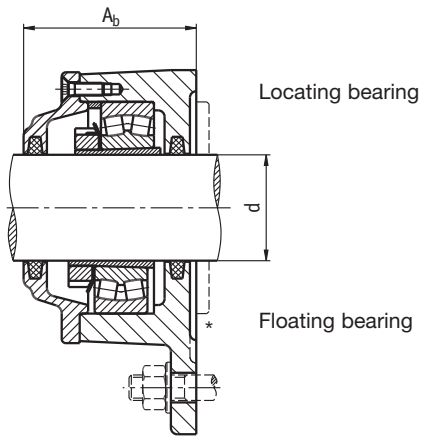
Floating bearing

Design A
Housing design for shaft ends



shaft d	bearing housing code number	dimensions [mm]												
		A _a	A _b	A ₁	B _a	B _b	D ₁	H	H ₁	J	L	W ₂	T*	Z*
20	722505 DA	51,5	56,5	10	15	12,5	75	100	38	96	110	44	6	65
	722505 DB	-	-	-	-	-	-	-	-	-	-	-	-	-
25	722506 DA	57,0	59,5	12	16	15	86	117	44	116	130	47	6	70
	722506 DB	-	-	-	-	-	-	-	-	-	-	-	-	-
30	722507 DA	59,5	63,5	12	16	14,5	97	130	48,5	130	145	51	6	75
	722507 DB	-	-	-	-	-	-	-	-	-	-	-	-	-
35	722508 DA	64,0	65,5	12	17	18	108	143	54	140	160	53	6	80
	722508 DB	-	-	-	-	-	-	-	-	-	-	-	-	-
40	722509 DA	64,5	69,5	12	19	16,5	113	160	60	160	180	56	6	85
	722509 DB	-	-	-	-	-	-	-	-	-	-	-	-	-
45	722510 DA	68,5	73	12	22	17,5	118	160	60	160	180	60	6	90
	722510 DB	-	-	-	-	-	-	-	-	-	-	-	-	-
50	722511 DA	75,5	81,5	12	24	19,5	128	172	65	170	192	64	6	100
	722511 DB	-	-	-	-	-	-	-	-	-	-	-	-	-
55	722512 DA	77,0	82	12	23	19	142	189	72	180	210	66	10	110
	722512 DB	-	-	-	-	-	-	-	-	-	-	-	-	-
60	722513 DA	80	86	15	22	20	152	203	78	190	225	69	10	120
	722513 DB	-	-	-	-	-	-	-	-	-	-	-	-	-

* Housings are also available with centring on the mating surface.



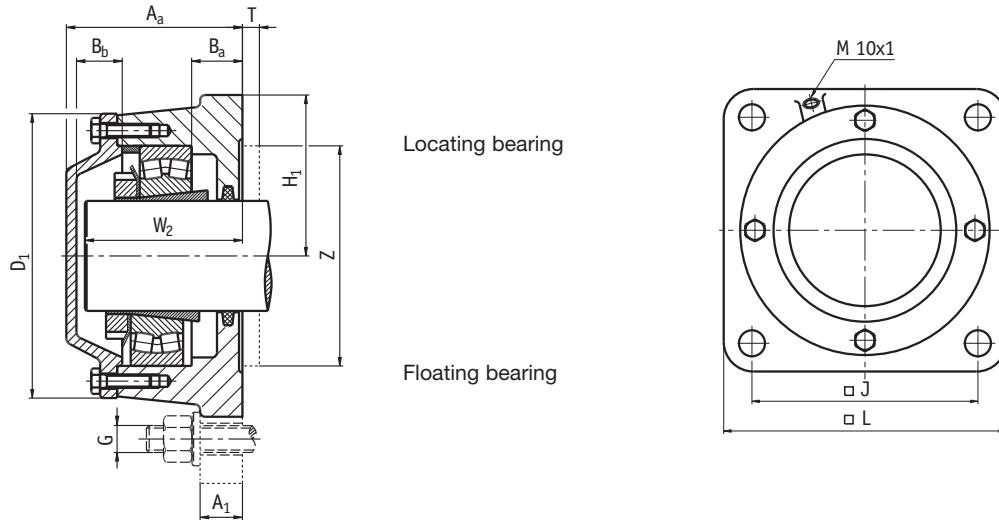
Design B
Housing for through shafts

fastening G	weight approx. kg	suitable bearing	mounting parts		code number	cover bolts *1 DIN 7991	felt strips DIN 5419 F2	housing design
			adaptor sleeves	locating rings number				
M10	1,1	1205 K C3	H 205	1	FR 52/5	M 5 x 16	FS 5 x 4 x 95	
		2205 K C3	H 305	1	FR 52/2			
M10	1,5	1206 K C3	H 206	1	FR 62/6	M 5 x 16	FS 6 x 5 x 118	
		2206 K C3	H 306	1	FR 62/2			
M12	1,8	1207 K C3	H 207	1	FR 72/8	M 5 x 16	FS 6 x 5 x 132	
		2207 K C3	H 307	1	FR 72/2			
		22207 K	H 307	1	FR 72/2			
M12	2,3	1208 K C3	H 208	1	FR 80/7	M 5 x 16	FS 6 x 5 x 150	
		2208 K C3	H 308	1	FR 80/2			
		22208 K	H 308	1	FR 80/2			
M12	3,0	1209 K C3	H 209	1	FR 85/6	M 6 x 20	FS 6 x 5 x 165	
		2209 K C3	H 309	1	FR 85/2			
		22209 K	H 309	1	FR 85/2			
M12	3,0	1210 K C3	H 210	1	FR 90/5	M 6 x 20	FS 6 x 5 x 180	
		2210 K C3	H 310	1	FR 90/2			
		22210 K	H 310	1	FR 90/2			
M12	4,1	1211 K C3	H 211	1	FR 100/6	M 6 x 20	FS 8 x 6,5 x 210	
		2211 K C3	H 311	1	FR 100/2			
		22211 K	H 311	1	FR 100/2			
M12	4,8	1212 K C3	H 212	1	FR 110/8	M 6 x 20	FS 8 x 6,5 x 225	
		2212 K C3	H 312	1	FR 110/2			
		22212 K	H 312	1	FR 110/2			
M12	5,9	1213 K C3	H 213	1	FR 120/10	M 6 x 20	FS 8 x 6,5 x 240	
		2213 K C3	H 313	1	FR 120/2			
		22213 K	H 313	1	FR 120/2			

*1 to 722513: 3 screws
ex 722515: 4 screws

Flange Bearing Housings 722500

for bearings with adapter sleeve fastening



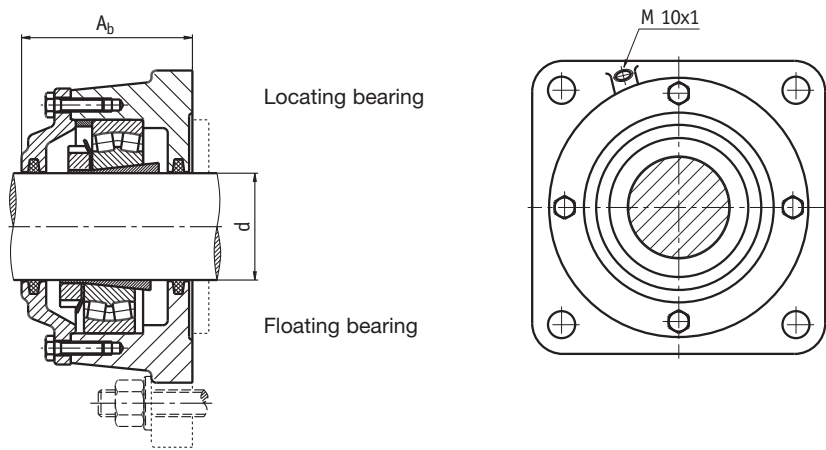
Locating bearing

Floating bearing

Design A
Housing design for shaft ends

shaft d	bearing housing code number	dimensions [mm]												
		A _a	A _b	A ₁	B _a	B _b	D ₁	H	H ₁	J	L	W ₂	T*	Z*
65	722515 A	104	104	25	30	27	168	-	95	152	190	86	10	130
	722515 B					-						-		
70	722516 A	110	110	25	31	30	176	-	98	152	196	92	10	130
	722516 B					-						-		
75	722517 A	114	114	25	31	30	188	-	105	170	210	96	10	140
	722517 B					-						-		
80	722518 A	118	118	25	30	34	198	-	105	170	210	99	10	150
	722518 B					-						-		
90	722520 A	127	127	30	30	35	224	-	125	198	250	107	10	170
	722520 B					-						-		
100	722522 A	137	137	30	30	38	246	-	135	219	270	115	10	200
	722522 B					-						-		

* Housings are also available with centring on the mating surface.



Design B
Housing for through shafts

fastening G	weight approx. kg	suitable bearing	mounting parts		code number	cover bolts *1 DIN 7991	felt strips DIN 5419 F2	housing design
			adapter sleeves	locating rings number				
M16	9,4	1215 K C3	H 215	2	FR 130/8	M 8 x 25	FS 8 x 6,5 x 260	
		2215 K C3	H 315	1	FR 130/10			
		22215 K	H 315	1	FR 130/10			
M 16	9,8	1216 K C3	H 216	2	FR 140/8,5	M 8 x 25	FS 9 x 7,5 x 280	
		2216 K C3	H 316	1	FR 140/10			
		22216 K	H 316	1	FR 140/10			
M 16	11,5	1217 K C3	H 217	2	FR 150/9	M 8 x 25	FS 9 x 7,5 x 300	
		2217 K C3	H 317	1	FR 150/10			
		22217 K	H 317	1	FR 150/10			
M 16	12,5	1218 K C3	H 218	2	FR 160/10	M 8 x 25	FS 9 x 7,5 x 315	
		2218 K C3	H 318	1	FR 160/10			
		22218 K	H 318	1	FR 160/10			
M 20	18,0	1220 K C3	H 220	je 1	FR180/10+FR 180/12	M10 x 30	FS10 x 8,5 x 350	
		2220 K C3	H 320	1	FR 180/10			
		22220 K	H 320	1	FR 180/10			
M 20	21,5	1222 K C3	H 222	2	FR 200/12,5	M 10 x 30	FS 12 x 10 x 390	
		2222 K C3	H 322	1	FR 200/10			
		22222 K	H 322	1	FR 200/10			

*1 to 722513: 3 screws
ex 722515: 4 screws